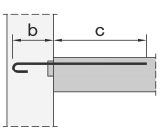
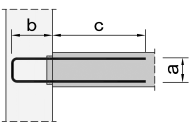
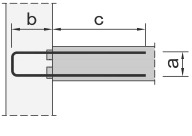
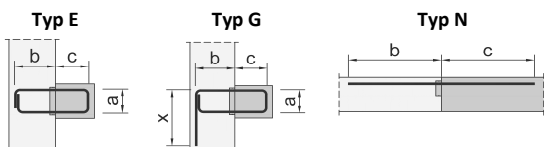


Preisgestaltung: exkl. MWSt. brutto | Gültigkeit: ab 1. März 2019 | Teuerungszuschläge: siehe www.ebea.ch

Typ	ebea Pos. Nr.	Stab		WD Etappe 2	Profilbreite B [cm]	Masse [cm]				Preis [Fr./m1]		Paletteneinheit [m1]		Gewicht [kg/m]
		∅ [mm]	s [cm]			a	b	c	x	Länge 80 cm	Länge 125 cm	Länge 80 cm	Länge 125 cm	
 Typ C	95	8	/20	var.	6	-	15	40	-		25.00		350.00	1.50
	2	10	/15	var.	9	-	15	50	-	49.00	39.00	102.40	160.00	3.90
	41	10	/15	var.	9	-	20	50	-		42.00		160.00	4.10
	42	10	/15	var.	9	-	25	50	-		43.00		160.00	4.30
	5	12	/15	var.	11	-	15	60	-	60.00	53.00	76.80	150.00	6.00
	43	12	/15	var.	11	-	20	60	-		56.00		120.00	6.30
	44	12	/15	var.	11	-	25	60	-		58.00		90.00	6.60
 Typ A	6	8	/15	12	9	7	12	40	-	52.00	44.00	102.40	160.00	3.70
	8	10	/15	15	11	9	12	50	-	58.00	49.00	76.80	150.00	6.30
	9	10	/15	15	11	9	15	50	-	60.00	52.00	76.80	150.00	6.60
	92	8	/20	18-20	14	12	15	40	-		35.00		100.00	2.30
	13	10	/20	18-20	14	12	15	50	-	60.00	47.00	96.00	150.00	5.40
	12	10	/15	18-20	14	12	15	50	-	66.00	50.00	96.00	150.00	6.80
	15	10	/15	18-20	14	12	20	50	-		61.00		100.00	7.20
	16	10	/15	18-20	14	12	25	50	-		65.00		45.00	7.60
	17	12	/15	18-20	14	12	15	55	-	77.00	68.00	96.00	150.00	9.90
	71	12	/15	18-20	14	12	20	55	-		87.00		100.00	10.50
	72	12	/15	18-20	14	12	25	55	-		92.00		45.00	11.00
	70	10	/15	20-25	16	14	15	50	-		64.00		125.00	7.00
	73	10	/15	20-25	16	14	20	50	-		65.00		100.00	7.40
	74	10	/15	20-25	16	14	25	50	-		68.00		45.00	7.80
	45	12	/15	20-25	16	14	15	60	-	81.00	74.00	80.00	125.00	10.70
	46	12	/15	20-25	16	14	20	60	-		77.00		100.00	11.20
	47	12	/15	20-25	16	14	25	60	-		79.00		45.00	11.80
	94	8	/20	25	19	17	15	40	-		39.00		80.00	2.40
	20	10	/20	25	19	17	15	50	-	69.00	52.00	51.20	80.00	5.90
	19	10	/15	25	19	17	15	50	-	74.00	54.00	51.20	80.00	7.40
22	10	/15	25	19	17	20	50	-		68.00		80.00	7.80	
23	10	/15	25	19	17	25	50	-		74.00		45.00	8.20	
24	12	/15	25	19	17	15	60	-	95.00	74.00	51.20	80.00	11.10	
37	12	/15	25	19	17	20	60	-		83.00		80.00	11.60	
38	12	/15	25	19	17	25	60	-		84.00		45.00	12.20	
 Typ B	48	10	/15	25	2x6	17	15	43	-		85.00		80.00	6.30
	28	10	/20	30	2x9	22	15	50	-	85.00	67.00	28.80	45.00	6.40
	27	10	/15	30	2x9	22	15	50	-	92.00	76.00	28.80	45.00	7.90
	30	10	/15	30	2x9	22	20	50	-		78.00		45.00	8.30
	31	10	/15	30	2x9	22	25	50	-		80.00		45.00	8.70
	32	12	/15	30	2x9	22	15	60	-	104.00	95.00	28.80	45.00	11.60
	39	12	/15	30	2x9	22	20	60	-		89.00		45.00	12.20
40	12	/15	30	2x9	22	25	60	-		92.00		45.00	12.80	
Typ E	34	10	/20	18-20	14	12	15	15	-	61.00	50.00	80.00	125.00	4.10
Typ G	35	10	/20	18-20	14	12	15	15	45		55.00		80.00	5.10
	36	10	/20	25	19	17	22	15	45		66.00		60.00	6.10
Typ N	81	10	/15	var.	9	-	50	50	-		44.00		35.00	4.90
	82	12	/15	var.	9	-	60	60	-		66.00		27.50	7.80
	83	14	/15	var.	14	-	70	70	-		104.00		20.00	12.10



RUWA Drahtschweisswerk AG
Burghof 100 | Tel. +41 34 432 35 35
CH-3454 Sumiswald | Fax +41 34 432 35 55

www.ebea.ch
info@ebea.ch
bestellung@ebea.ch