artec 500

Treillis | RUWA Treillis de stock | Avec boucle

B xxx.48

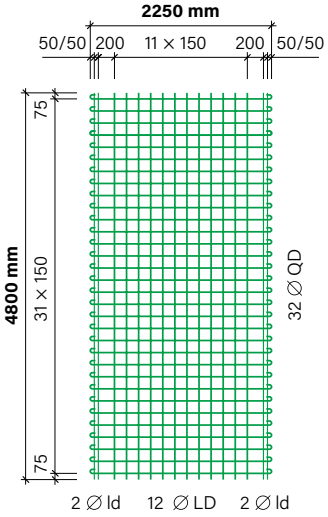

B xxx.39

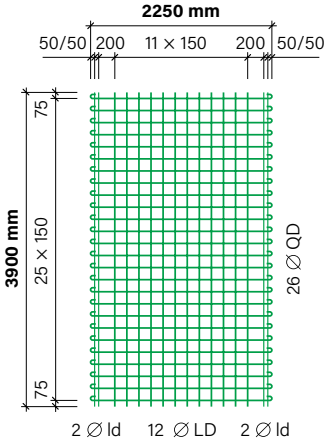

W xxx.25

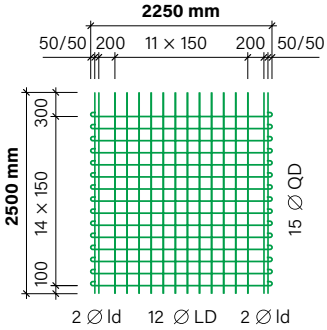

W xxx.27

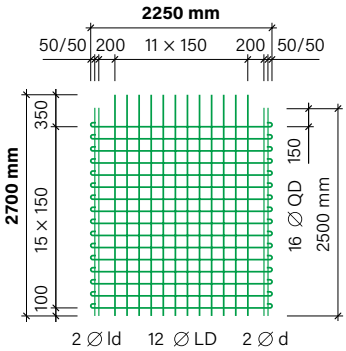

B xxx.54

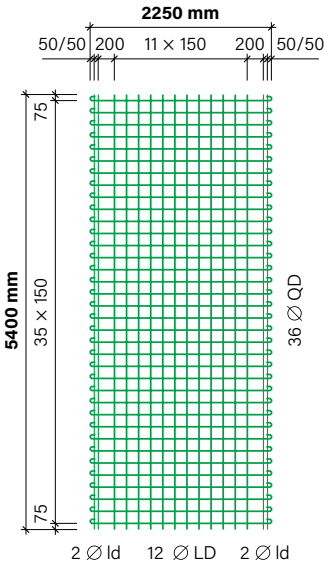

B xxx.63



W xxx.32

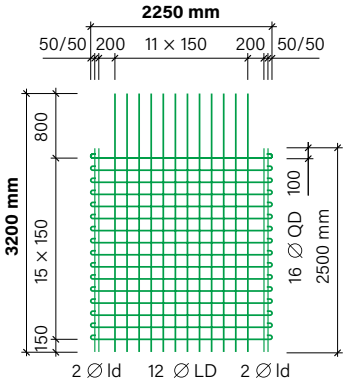

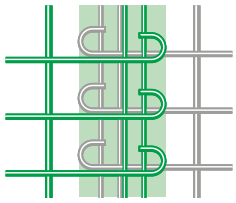

Recouvrements porteurs pour béton C25/30

transversalement **min. 200 mm** (boucle) selon tableau voir page 21 resp. page 17

longitudinalement **min.** selon tableau voir page 21 resp. page 17 pour 2 fils recouvrant

Exemple raccordement mur-dalle (brevet **RUWA**)

artec Wxxx.32
Pliage supplémentaire

artec Wxxx.27

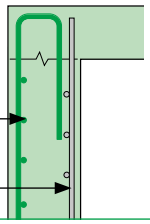

artec 500

Treillis | RUWA Treillis de stock | Avec boucle

Format	Type	Division		Diamètre		Section a_s		Recouvrement min.		Poids	
L× l		longitudinal	transversal	ld / LD Ø	QD Ø	longitudinal	transversal	transversal l_b	longitudinal l_b	Treillis	m²
[m]		[mm]	[mm]	[mm]	[mm]	[mm²/m]	[mm²/m]	[mm]	[mm]	[kg]	[kg/m²]
Treillis en acier d'armature B500A pour les armatures biaxiales											
4.80 × 2.25	B 257.48	150	150	6/7	7	257	257	200	300	45.2	4.18
6.30 × 2.25	B 257.63	150	150	6/7	7	257	257	200	300	59.3	4.18
3.90 × 2.25	B 335.39	150	150	6/8	8	335	335	200	300	46.9	5.34
4.80 × 2.25	B 335.48	150	150	6/8	8	335	335	200	300	57.7	5.34
5.40 × 2.25	B 335.54	150	150	6/8	8	335	335	200	300	64.9	5.34
6.30 × 2.25	B 335.63	150	150	6/8	8	335	335	200	300	75.7	5.34
4.80 × 2.25	B 424.48	150	150	6/9	9	424	424	250	350	71.9	6.66
5.40 × 2.25	B 424.54	150	150	6/9	9	424	424	250	350	80.9	6.66
6.30 × 2.25	B 424.63	150	150	6/9	9	424	424	250	350	94.4	6.66
4.80 × 2.25	B 524.48	150	150	7/10	10	524	524	300	350	89.3	8.27
5.40 × 2.25	B 524.54	150	150	7/10	10	524	524	300	350	100.5	8.27
6.30 × 2.25	B 524.63	150	150	7/10	10	524	524	300	350	117.2	8.27
6.30 × 2.25	B 754.63	150	150	8/12	12	754	754	400	450	168.9	11.92
Treillis en acier d'armature B500A pour l'armature des parois											
2.50 × 2.25	W 257.25	150	150	6/7	8	257	335	200	-	25.7	4.57
2.50 × 2.25	W 335.25	150	150	6/8	9	335	424	250	-	32.3	5.75
2.50 × 2.25	W 424.25	150	150	6/9	10	424	524	300	-	39.8	7.08
2.50 × 2.25	W 524.25	150	150	7/10	10	524	524	300	-	44.1	7.84
2.70 × 2.25	W 257.27	150	150	6/7	8	257	335	200	-	27.5	4.53
2.70 × 2.25	W 335.27	150	150	6/8	9	335	424	250	-	34.5	5.68
2.70 × 2.25	W 424.27	150	150	6/9	10	424	524	300	-	42.7	7.02
2.70 × 2.25	W 524.27	150	150	7/10	10	524	524	300	-	47.3	7.79
3.20 × 2.25	W 257.32	150	150	6/7	8	257	335	200	-	29.8	4.14
3.20 × 2.25	W 335.32	150	150	6/8	9	335	424	250	-	37.4	5.20
3.20 × 2.25	W 424.32	150	150	6/9	10	424	524	300	-	46.5	6.46

Désignation de treillis
La désignation de treillis comprend les paramètres suivants:

B 335.48

- 48 — Longueur (par ex: .48 = 4.80 m)
- 335 — Section a_s [mm²/m] calculée sur trois treillis
- B — Type de treillis